

## First Nations COVID-19 testing in Ontario: Weekly report 76

### Key messages:

- There were 76 new positive results as of Sep 26, 2021, **down** from the previous week's total of 92. The number of positive results among First Nations to date is 5,351.
- New positives in Ontario **decreased for the first time in two months**.
- There was an increase in Southeast but otherwise, increases in sub-regions were similar to last week.
- Test volume continues to increase slightly among First Nations and across Ontario.
- All other First Nations and Ontario measures held steady this week.

### Coronavirus Disease (COVID-19) Testing in Registered First Nations People in Ontario\*\*

#### WEEKLY UPDATE

Tuesday, September 28, 2021 (covering tests completed September 20, 2021 to September 26, 2021)

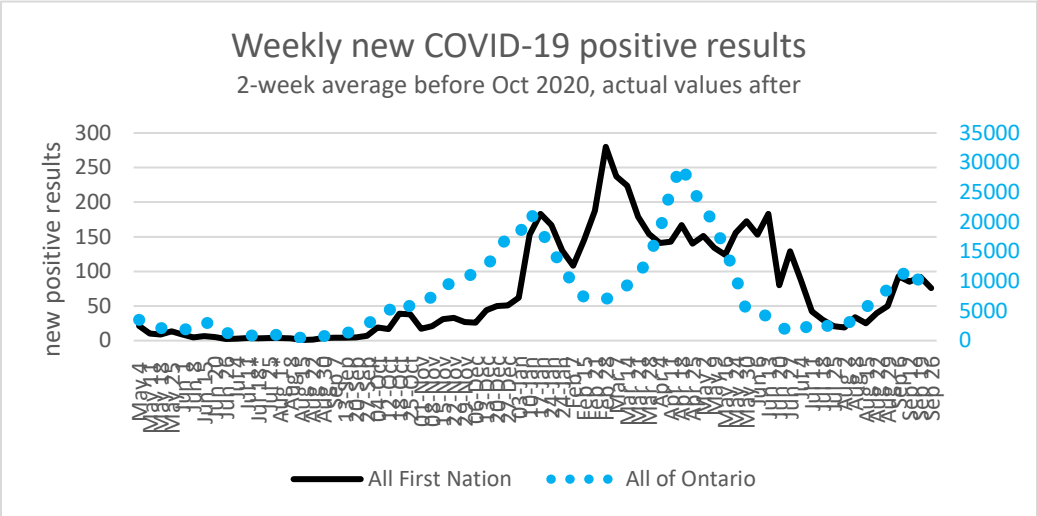
<b>N=666</b> Number newly tested for COVID-19
<b>N=76</b> Number newly tested positive for COVID-19

#### NUMBERS TO DATE (covering tests completed January 15, 2020 to September 26, 2021)

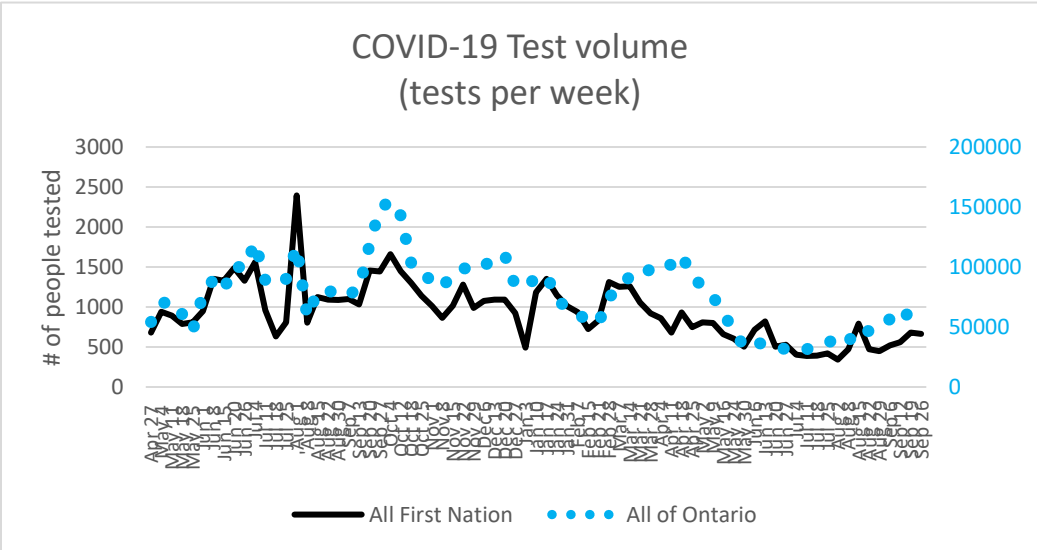
<b>N=71,773</b> Number tested TO DATE for COVID-19			
<b>N=5,351</b> Number positive for COVID-19			
Key geographic areas (Details in appendix)	Tested	Positive cases	FN population
North West	21,162 (54.9%)	1,299 (6.1%)	38,529
North East	16,504 (47.5%)	951 (5.8%)	34,748
Southwest	18,048 (44.1%)	2,079 (11.5%)	40,940
Southeast	8,758 (40.3%)	493 (5.6%)	21,743
Central	7,162 (47.4%)	515 (7.2%)	15,122
* suppressed for privacy. ** 151,723 Registered First Nations people in Ontario with a health card; *** based on the residence on the Health Card files.			

Databases reflected in this report: As of July 18, 2020, the data sources for this report have expanded beyond the original Ontario Laboratory Information System to include data from the Public Health Information System (IPHIS), Distributed Labs (DL), and Public Health Ontario Laboratory (PHOL) databases. The sources are the same for First Nations and Ontario statistics.

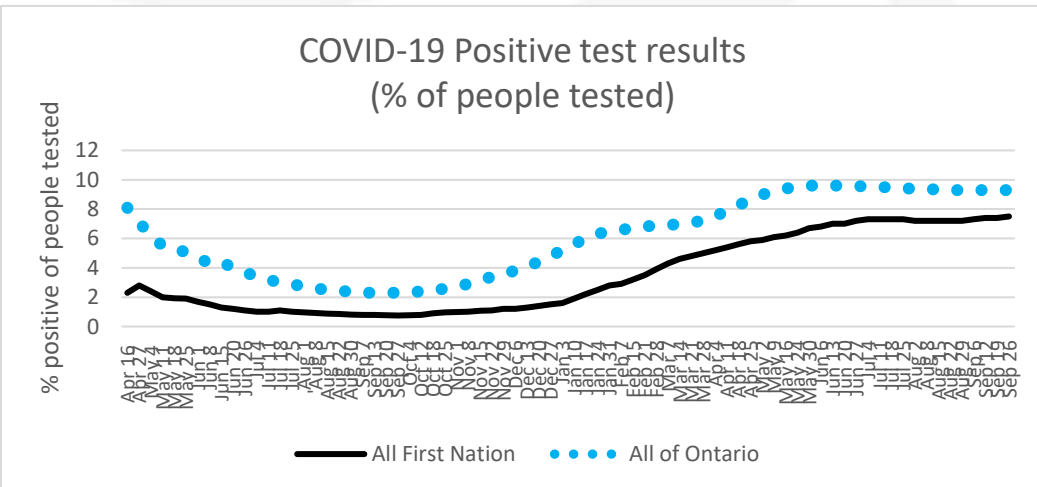
# COVID-19 Test results over time



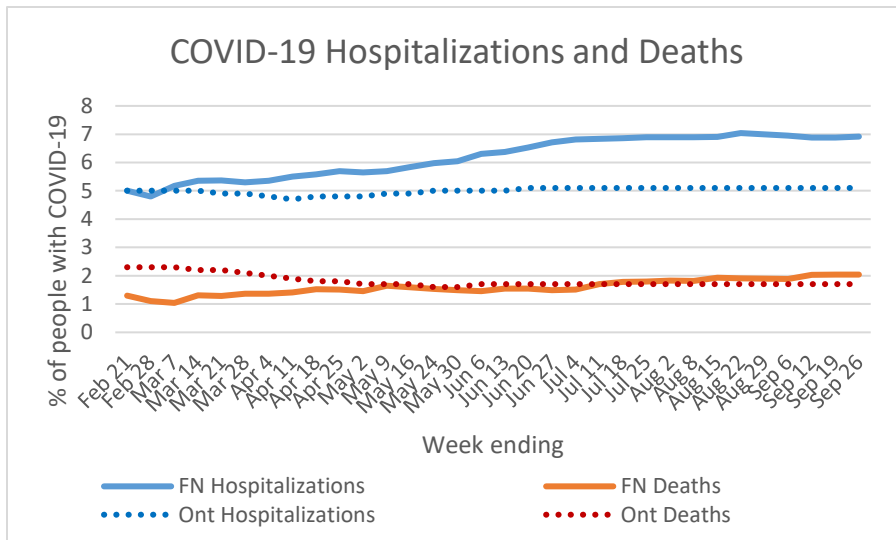
New COVID-19 positive test results **decreased somewhat** this week among First Nations and across Ontario. This was the first decrease in Ontario totals in two months.



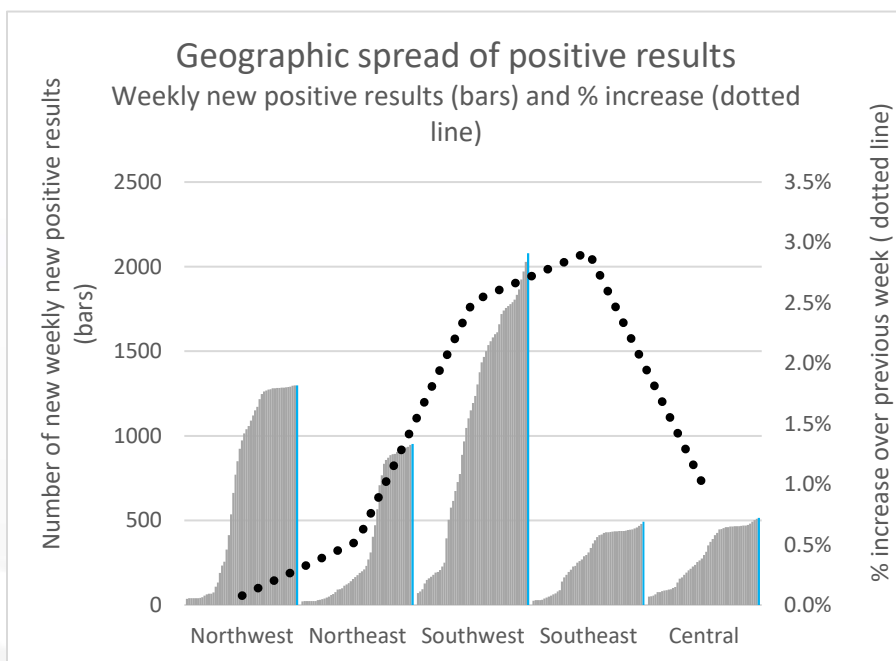
Test volumes continue on a slightly increasingly trend among First Nations and across Ontario.



The cumulative positivity rate continues to hold steady across Ontario and in First Nations.



The rate of hospitalizations and deaths held steady this week among First Nations and across Ontario.



Percentage increases in new positive results at the sub-regional level were about the same as last week, although Southeast had a larger increase than usual (about 3%). Blue bars show numbers of new cases in most recent period, with previous weeks in grey. The areas are based on boundaries of Local Health Integration Networks (LHINs). See appendix for details.

**Appendix:**

**Data source:** Characteristics of COVID-19 diagnostic test recipients among the Ontario First Nations population, ICES. Ontario hospitalization and death rates accessed from the [Ontario COVID-19 Data Tool](#).

**Intervals in the reported data:** Data are as of the week ending on the date shown with the exception of June 20, Jun 26 and Jul 4 for which data for First Nations are for the previous 5, 6 and 8 days, respectively, due to changes in reporting period. Data for Ontario and First Nations for week ending Aug 30, Sep 7, Sep 13, Oct 12, Oct 18, Feb 15, Feb 21, May 24, May 30, Aug 8 and Sep 12, 2021 are for 8, 8, 6, 8, 6, 8, 6, 8, 6, 6 and 6 days respectively (with weekly test volume prorated to 7-day rate).

**Weekly new positive results:** Prior to Oct 2020, each week's total is the average of the current and previous week to mask values of less than 5, in compliance with data suppression rules. After that, actual numbers were used because the volume of new results per week was consistently (and unfortunately) more than 5. Data for Jul 18 and Aug 1 are based on averages of the previous and following weeks of both dates, to correct for known data quality issues.

**Boundaries of "areas":** Test results of individuals are reported for the LHIN associated with the postal code on the individual's Ontario health card. LHINs included in each "area" for this report are: Northwest: LHIN 14; Northeast: LHIN 13; Southwest: LHINs 1-4; Southeast: LHINs 9-11; Central: LHINs 5-8, 12. Follow this [link](#) to view maps showing LHIN boundaries.

**Suppressed data:** Data suppression is done at ICES. When data for one category in a series are suppressed, at least one of the results based on these categories must also be suppressed. Hence totals greater than 5 may be suppressed for one or more areas when at least one of the LHINs included in the calculation of area totals has less than 5 cases.

<b>Coronavirus Disease (COVID-19) Testing in Registered First Nations People in Ontario**</b>			
<b>WEEKLY UPDATE</b>			
Tuesday, September 28, 2021 (covering tests completed September 20, 2021 to September 26, 2021)			
<b>N=666</b>			
Number newly tested for COVID-19 and % of people in the group who were tested			
214 (32.13%) in a First Nations community***		452 (67.87%) outside of a First Nations community	
<b>N=76</b>			
Number newly tested positive for COVID-19 and % of people in the group who were positive			
34 (0.13%) in a First Nations community***		42 (0.09%) outside of a First Nations community	
<b>NUMBERS TO DATE (covering tests completed January 15, 2020 to September 26, 2021)</b>			
<b>N=71,773</b>			
Number tested TO DATE for COVID-19 and % of people in the group who were tested			
25,486 (52.4%) in a First Nations community***		46,287 (44.9%) outside of a First Nations community	
<b>N=5,351</b>			
Number positive for COVID-19 and % of people tested in the group who were positive			
1,856 (7.3%) in a First Nations community***		3,495 (7.6%) outside of a First Nations community	
Key geographic areas (Details in appendix)	Tested	Positive cases	FN population
North West	21,162 (54.9%)	1,299 (6.1%)	38,529
North East	16,504 (47.5%)	951 (5.8%)	34,748
Southwest	18,048 (44.1%)	2,079 (11.5%)	40,940
Southeast	8,758 (40.3%)	493 (5.6%)	21,743
Central	7,162 (47.4%)	515 (7.2%)	15,122
* suppressed for privacy. ** 151,723 Registered First Nations people in Ontario with a health card; *** based on the residence on the Health Card files.			