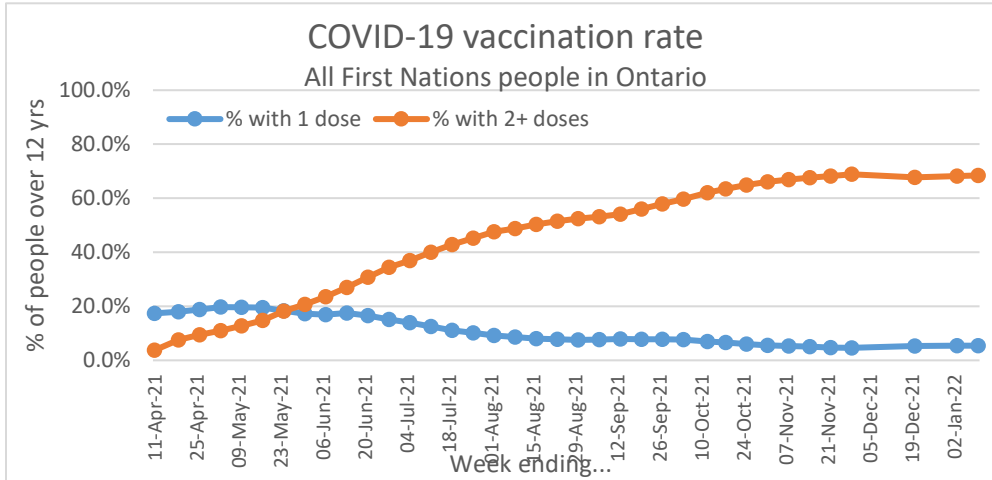
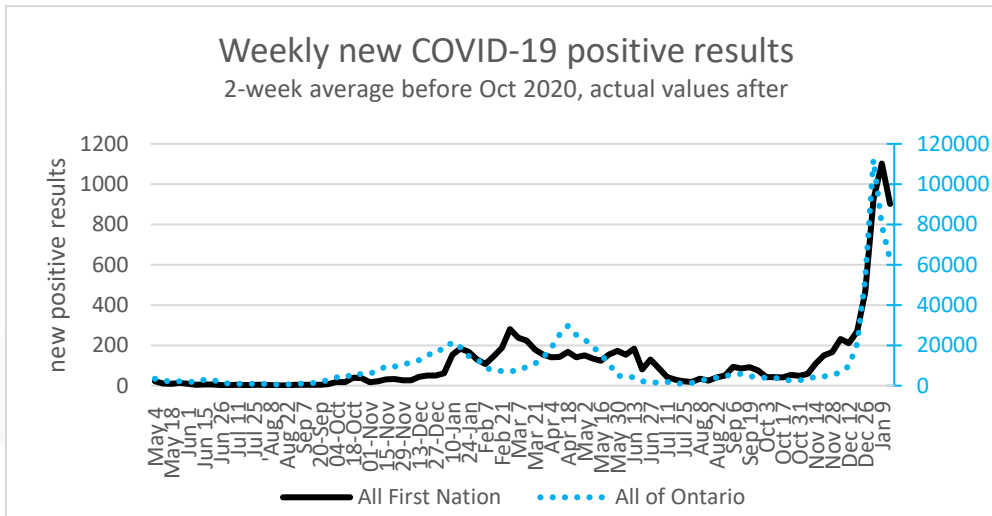




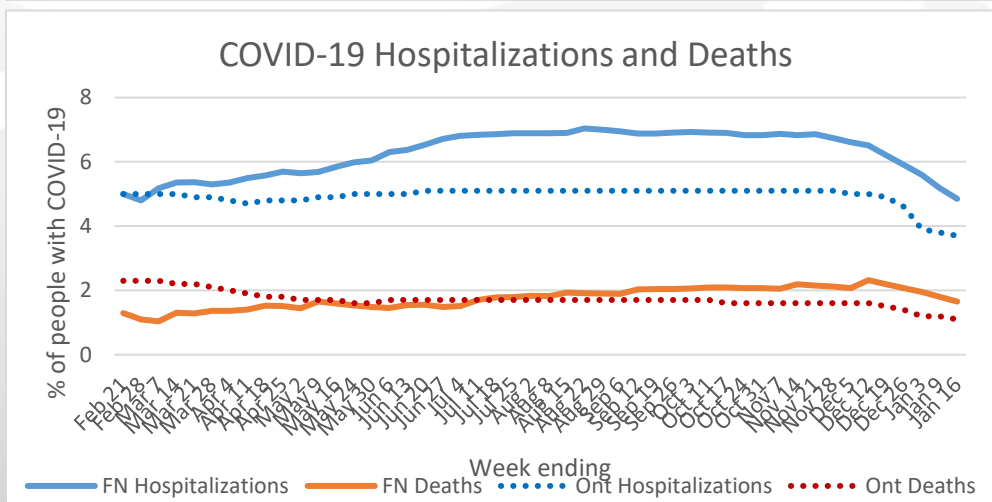
## First Nations COVID-19 testing and vaccination in Ontario: Weekly report 90



There was **no change** in the proportion of people vaccinated in the past week ending Jan 10, 2022.



New COVID-19 positive test results decreased among First Nations and across Ontario in the week ending Jan 16, 2022. **These numbers underestimate actual positive results due to testing changes.**



Rates for hospitalization and death **decreased** again as of Jan 16, 2022 among First Nations and across Ontario.

## Key messages

- There was **no change** in the week ending Jan 10, 2022 in the proportion of First Nations people with 2 or more doses or with those receiving 1 dose, compared to the previous week.
- The number of new positives results decreased among First Nations and across Ontario in the week ending Jan 16, 2022. The number of positive results among First Nations to date is 10,009. Ontario numbers went down in the past week. **Note that counts of positive results since Dec 31, 2021 underestimate the true number due to changes in eligibility for testing.**
- Hospital admission and death rates **continued to decrease** among First Nations and across Ontario.

### Coronavirus Disease (COVID-19) Testing in Registered First Nations People in Ontario\*\*

#### WEEKLY UPDATE

Tuesday, January 18, 2022 (covering tests completed January 10, 2022 to January 16, 2022; vaccinations between January 4, 2022 to January 10, 2022)

<b>N=648</b>				
Number and % of people in the group who were newly tested for COVID-19				
237 (0.49%) in a First Nations community***		411 (0.40%) outside of a First Nations community		
<b>N=902</b>				
Number and % of people in the group newly tested who were positive for COVID-19				
349 (1.21%) in a First Nations community***		553 (1.04%) outside of a First Nations community		
<b>N=405</b>				
Number and % of people in the group newly fully vaccinated for COVID-19 (2 doses, 12 yrs +)				
114 (0.23%) in a First Nations community***		291 (0.28%) outside of a First Nations community		
<b>NUMBERS TO DATE (covering tests completed January 15, 2020 to January 16, 2022; vaccinations between December 15, 2020 to January 10, 2022)</b>				
<b>N=81,781</b>				
Number and % of people in the group who were tested TO DATE for COVID-19				
28,803 (59.2%) in a First Nations community***		52,978 (51.4%) outside of a First Nations community		
<b>N=10,009</b>				
Number and % of people tested in the group TO DATE who were positive for COVID-19				
3,633 (12.6%) in a First Nations community***		6,376 (12.0%) outside of a First Nations community		
<b>N=103866</b>				
Number and % of people in the group who were fully vaccinated for COVID-19 (2 doses, 12 yrs +) TO DATE				
32,981 (67.8%) in a First Nations community***		70,885 (68.7%) outside of a First Nations community		
<b>Key geographic areas (See appendix)</b>	<b>Tested</b>	<b>Positive cases</b>	<b>Fully vaccinated</b>	<b>FN population</b>
North West	22,807 (59.2%)	1,970 (8.6%)	26,924 (69.9%)	38,520
North East	19,275 (55.4%)	2,045 (10.6%)	24,594 (70.7%)	34,779
Southwest	21,119 (51.6%)	3,821 (18.1%)	26,978 (65.9%)	40,952
Southeast	10,313 (47.5%)	1,166 (11.3%)	14,449 (66.5%)	21,720
Central	8,090 (53.5%)	987 (12.2%)	10,823 (71.6%)	15,109
* suppressed for privacy. ** 151,784 Registered First Nations people in Ontario with a health card; *** based on the residence on the Health Card files. ^ Note: only data for individuals 7+ were available (due to IRS data only up to 2014)				

## Technical notes

- **Data source:** Characteristics of COVID-19 diagnostic test recipients among the Ontario First Nations population, ICES. As of July 18, 2020, the data sources for test volumes and results expanded beyond the original Ontario Laboratory Information System to include data from the Public Health Information System (IPHIS), Distributed Labs (DL), and Public Health Ontario Laboratory (PHOL) databases. Ontario hospitalization and death rates from the [Ontario COVID-19 Data Tool](#). COVID-19 vaccination data are from COVAXON via ICES. They include all First Nations people who are registered in the IRS and live in Ontario, regardless of whether they live within First Nations communities or not. (Exclusions are: people less than 7 years old, people who declined data entry and members of KCA communities and a small number of communities who decided against entry into COVAXON).
- **Intervals in the reported data:** Data are as of the week ending on the date shown with the exception of June 20, Jun 26 and Jul 4 for which data for First Nations are for the previous 5, 6 and 8 days, respectively, due to changes in reporting period. Subsequently, data for Ontario and First Nations are reported as rates for 7-day periods, pro-rated as necessary when report intervals are 6 or 8 days, due to the impact of holidays on the reporting process.
- **Weekly new positive results:** Prior to Oct 2020, each week's total is the average of the current and previous week to mask values of less than 5, in compliance with data suppression rules. After that, actual numbers were used because the volume of new results per week was consistently (and unfortunately) more than 5. Data for Jul 18 and Aug 1, 2020 are based on averages of the previous and following weeks of both dates, to correct for known data quality issues.
- **Boundaries of "areas":** Test results of individuals are reported for the LHIN associated with the postal code on the individual's Ontario health card. LHINs included in each "area" for this report are: Northwest: LHIN 14; Northeast: LHIN 13; Southwest: LHINs 1-4; Southeast: LHINs 9-11; Central: LHINs 5-8, 12. Follow this [link](#) to view maps showing LHIN boundaries.
- **Suppressed data:** Data suppression is done at ICES. When data for one category in a series are suppressed, at least one of the results based on these categories must also be suppressed. Hence totals greater than 5 may be suppressed for one or more areas when at least one of the LHINs included in the calculation of area totals has less than 5 cases.